


Practical Resource To Knots That Can Help You Survive

Knots have been used for centuries to tie down objects, secure equipment, and even save lives. With so many different knots to choose from, it can be difficult to know which ones are the most useful. Here are some of the most practical knots that can help you survive in a variety of situations.



The Pocket Guide to Prepper Knots: A Practical Resource to Knots That Can Help You Survive

by Patty Hahne

★★★★☆ 4.6 out of 5

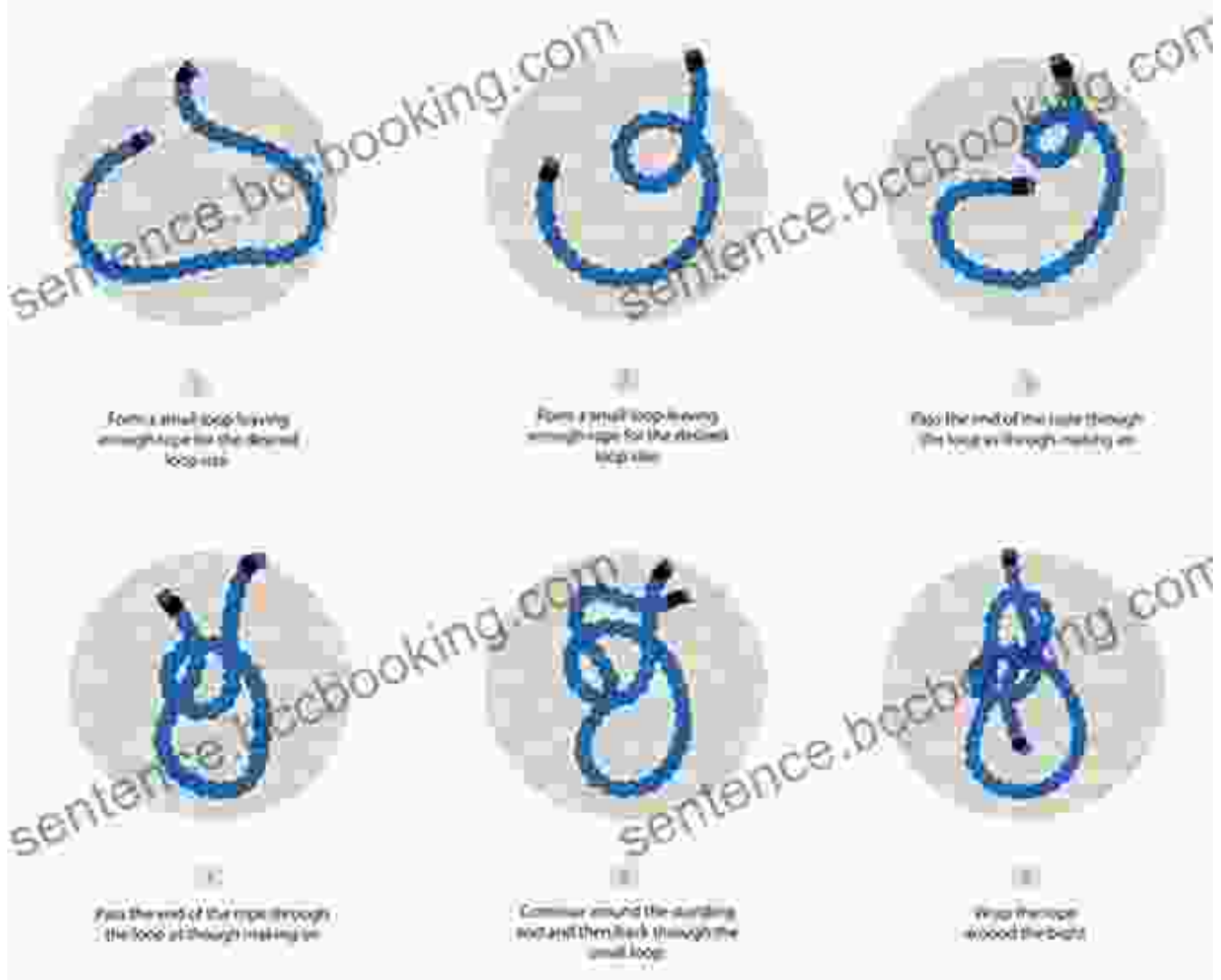
Language : English
File size : 7281 KB
Text-to-Speech : Enabled
Enhanced typesetting : Enabled
Word Wise : Enabled
Screen Reader : Supported
Print length : 162 pages



The Bowline Knot

The bowline knot is a strong, secure knot that is easy to tie. It is often used to tie a boat to a dock or to secure a rope to a tree. The bowline knot is also a good choice for tying a knot that will not slip.

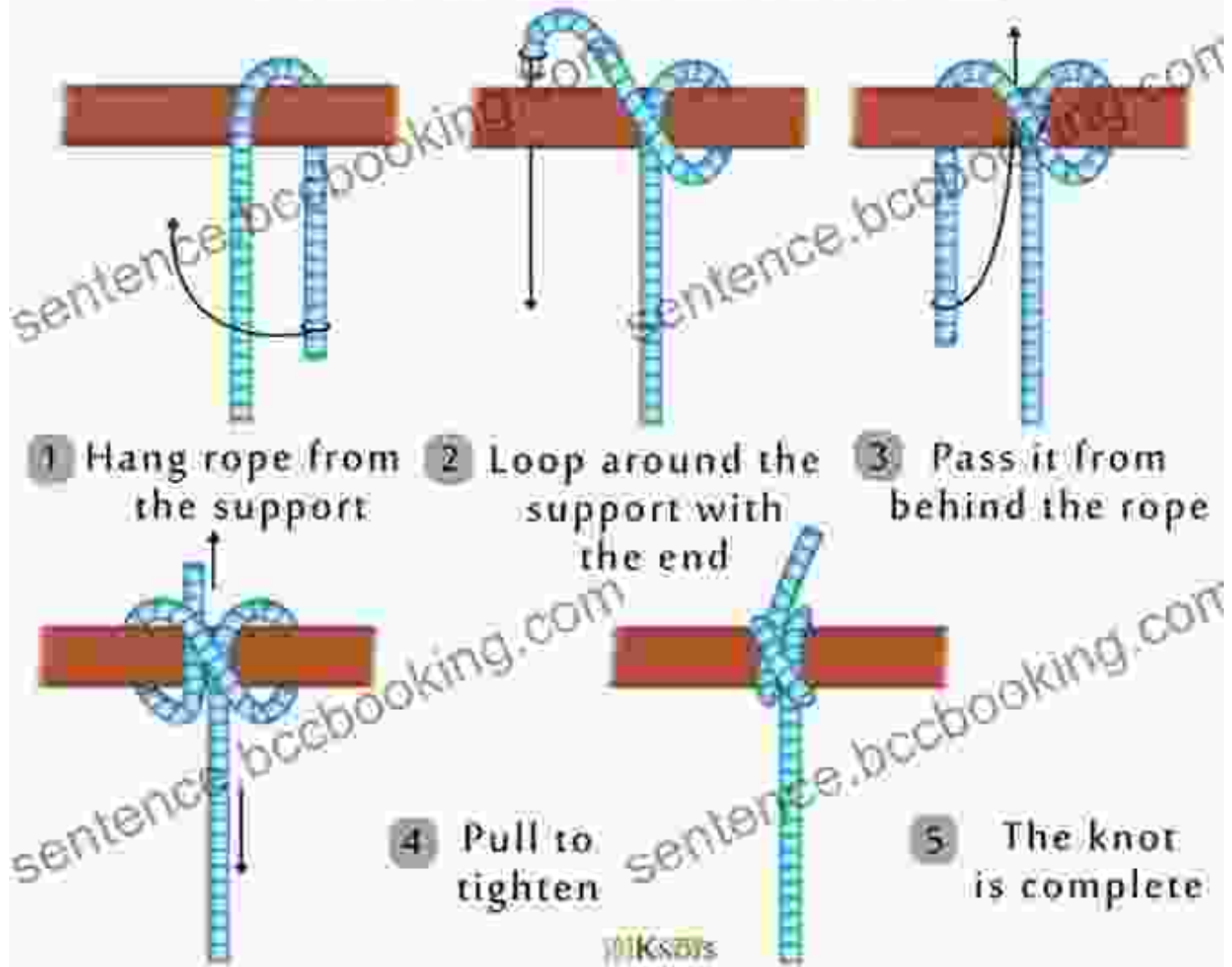
Bowline Knot



The Clove Hitch

The clove hitch is a simple, yet effective knot that can be used to tie a rope to a post or to secure two ropes together. The clove hitch is also a good choice for tying a knot that will not jam.

Clove Hitch Tutorial



The clove hitch is a simple, yet effective knot that can be used to tie a rope to a post or to secure two ropes together.

The Figure-Eight Knot

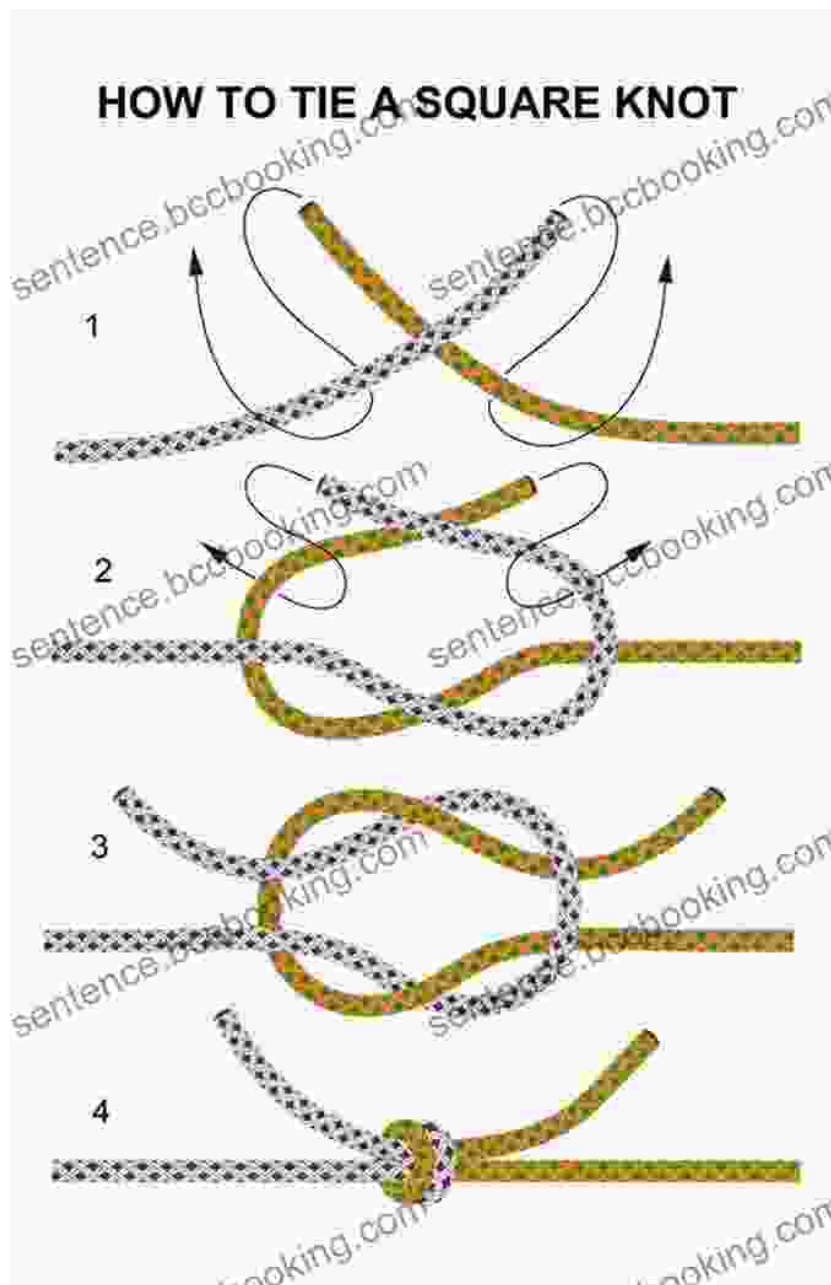
The figure-eight knot is a strong, secure knot that is often used to tie a rope to itself. The figure-eight knot is also a good choice for tying a knot that will not slip.

Tying a Double Figure 8 Knot



The Square Knot

The square knot is a simple, yet effective knot that is often used to tie two ropes together. The square knot is also known as the "reef knot" or the "weaver's knot".

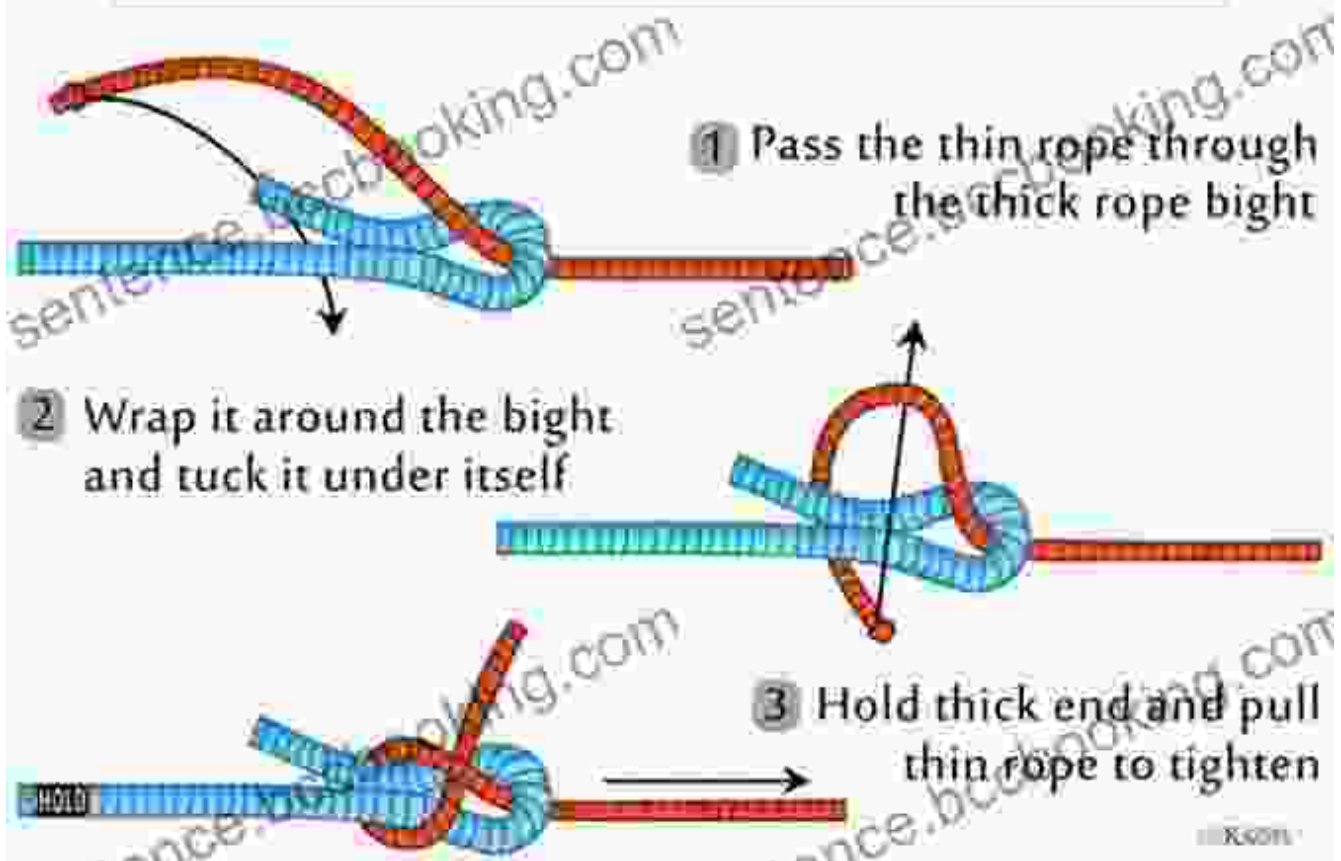


The square knot is a simple, yet effective knot that is often used to tie two ropes together.

The Sheet Bend

The sheet bend is a strong, secure knot that is often used to tie a rope to a sail. The sheet bend is also a good choice for tying a knot that will not slip.

Sheet Bend Step By Step



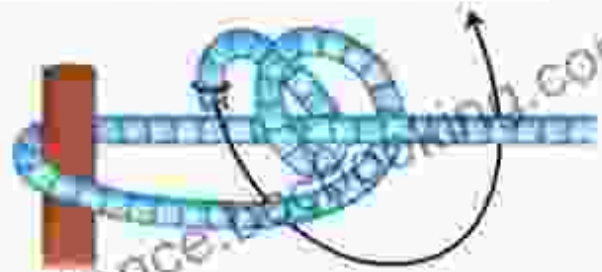
The Taut-Line Hitch

The taut-line hitch is a simple, yet effective knot that can be used to tie a rope to a tree or to a post. The taut-line hitch is also a good choice for tying a knot that will not slip.

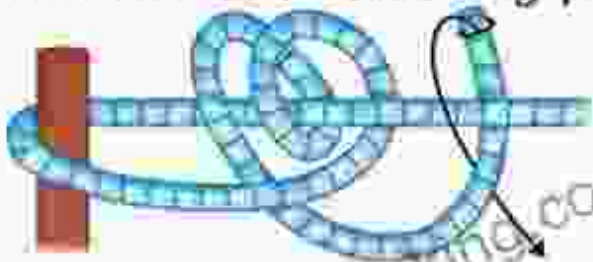
Taut Line Hitch Instructions



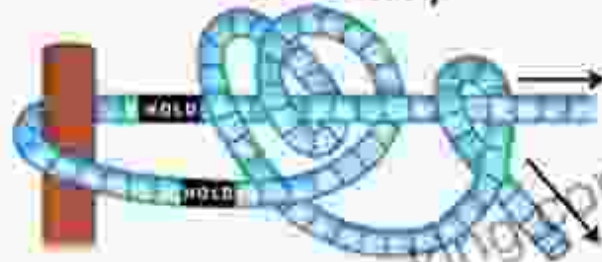
1 Loop around the support and wrap the end around the standing part



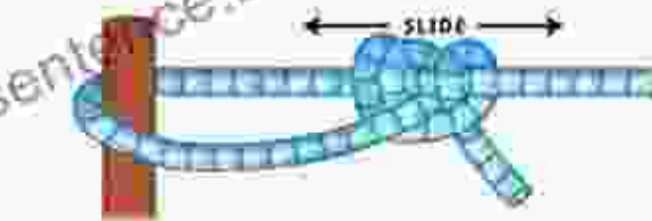
2 Wrap it once more and bring it out of the loop



3 Wrap it again



4 Hold and pull to tighten




5 Slide to adjust the tension

INKSIPS

The taut-line hitch is a simple, yet effective knot that can be used to tie a rope to a tree or to a post.

These are just a few of the many different knots that can be used in a survival situation. By learning how to tie these knots, you will be able to secure equipment, build shelter, and even save lives.




The Pocket Guide to Prepper Knots: A Practical Resource to Knots That Can Help You Survive

by Patty Hahne


★★★★☆ 4.6 out of 5

Language : English
File size : 7281 KB
Text-to-Speech : Enabled
Enhanced typesetting : Enabled
Word Wise : Enabled
Screen Reader : Supported
Print length : 162 pages



Discover the World of Satisfying Meals with Or Ingredients: A Culinary Oasis for Health and Flavor

In a world where culinary creations often rely on a plethora of exotic ingredients and complex techniques, the concept of "or" ingredients presents a refreshing and...



Journey into the Extraordinary Life of Kublai Khan: An Epic Saga of Conquest and Empire

Immerse Yourself in the Fascinating World of the Great Khan Prepare to be transported to a time of towering ambition, unprecedented conquest, and cultural...

