

How To Control Your Golf Ball Trajectory: The Ultimate Guide



How To Control Your Golf Ball Trajectory: Great Golf Shot Techniques: How To Lower Ball Flight With Irons

by Joel Cotton

★★★★☆ 4.3 out of 5

Language : English

File size : 6467 KB

Text-to-Speech : Enabled

Screen Reader : Supported

Enhanced typesetting : Enabled

Print length : 64 pages

Lending : Enabled



If you want to improve your golf game, one of the most important things you can learn is how to control your ball trajectory. This is essential for hitting the ball accurately and with the desired distance. In this comprehensive guide, we will discuss all the factors that affect ball trajectory and provide you with tips on how to master different swing techniques.

Factors That Affect Ball Trajectory

The following factors affect ball trajectory:

* **Clubhead speed:** The faster you swing the club, the higher the ball will fly. * **Clubhead angle of attack:** The angle at which the clubhead strikes the ball will determine whether the ball goes up or down. * **Ball loft:** The loft of the club will also affect the ball's trajectory. A club with more loft will

hit the ball higher than a club with less loft. * **Spin rate:** The spin rate of the ball will also affect its trajectory. A ball with more spin will fly higher than a ball with less spin. * **Wind conditions:** The wind can also affect the ball's trajectory. A headwind will cause the ball to fly lower, while a tailwind will cause the ball to fly higher.

Mastering Different Swing Techniques


There are a few different swing techniques that you can use to control your ball trajectory. These include:

* **Draw:** A draw is a shot that curves from right to left (for a right-handed golfer). To hit a draw, you need to swing the club with an outside-in path and hit the ball on the inside of the clubface. * **Fade:** A fade is a shot that curves from left to right (for a right-handed golfer). To hit a fade, you need to swing the club with an inside-out path and hit the ball on the outside of the clubface. * **High shot:** A high shot is a shot that goes high into the air and lands softly. To hit a high shot, you need to swing the club with a steep angle of attack and hit the ball on the top of the clubface. * **Low shot:** A low shot is a shot that goes low to the ground and rolls out. To hit a low shot, you need to swing the club with a shallow angle of attack and hit the ball on the bottom of the clubface.


By understanding the factors that affect ball trajectory and mastering different swing techniques, you can learn how to control your golf ball trajectory and improve your accuracy and distance on the course.

How To Control Your Golf Ball Trajectory: Great Golf Shot Techniques: How To Lower Ball Flight With Irons

by Joel Cotton




★★★★☆ 4.3 out of 5
Language : English
File size : 6467 KB
Text-to-Speech : Enabled
Screen Reader : Supported
Enhanced typesetting : Enabled
Print length : 64 pages
Lending : Enabled



Discover the World of Satisfying Meals with Or Ingredients: A Culinary Oasis for Health and Flavor

In a world where culinary creations often rely on a plethora of exotic ingredients and complex techniques, the concept of "or" ingredients presents a refreshing and...



Journey into the Extraordinary Life of Kublai Khan: An Epic Saga of Conquest and Empire

Immerse Yourself in the Fascinating World of the Great Khan Prepare to be transported to a time of towering ambition, unprecedented conquest, and cultural...