

Basic Fingering Charts: Your Easyway to Music

Unlock the World of Guitar with Ease

Embark on a musical journey with "Basic Fingering Charts Easyway to Music," the ultimate guide for aspiring guitarists. Whether you're a complete beginner or looking to brush up on your skills, this comprehensive resource will empower you with the knowledge and techniques you need to master the guitar.



Basic Fingering Charts (EasyWay To Music Book 1)

by Joe Procopio

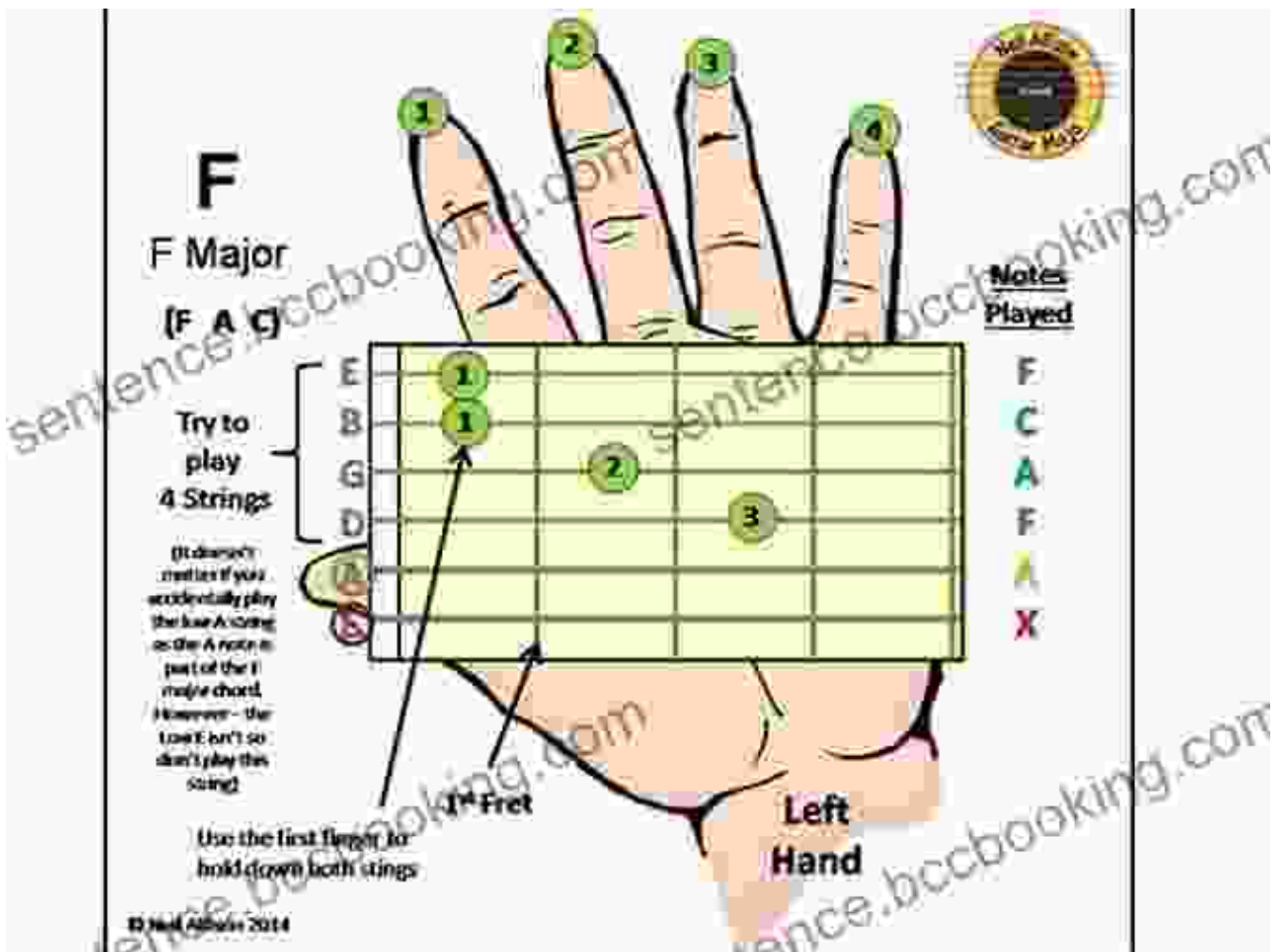
★★★★★ 5 out of 5

Language	: English
File size	: 1266 KB
Text-to-Speech	: Enabled
Screen Reader	: Supported
Enhanced typesetting	: Enabled
Print length	: 15 pages
Lending	: Enabled



Chapter 1: The Guitar Basics

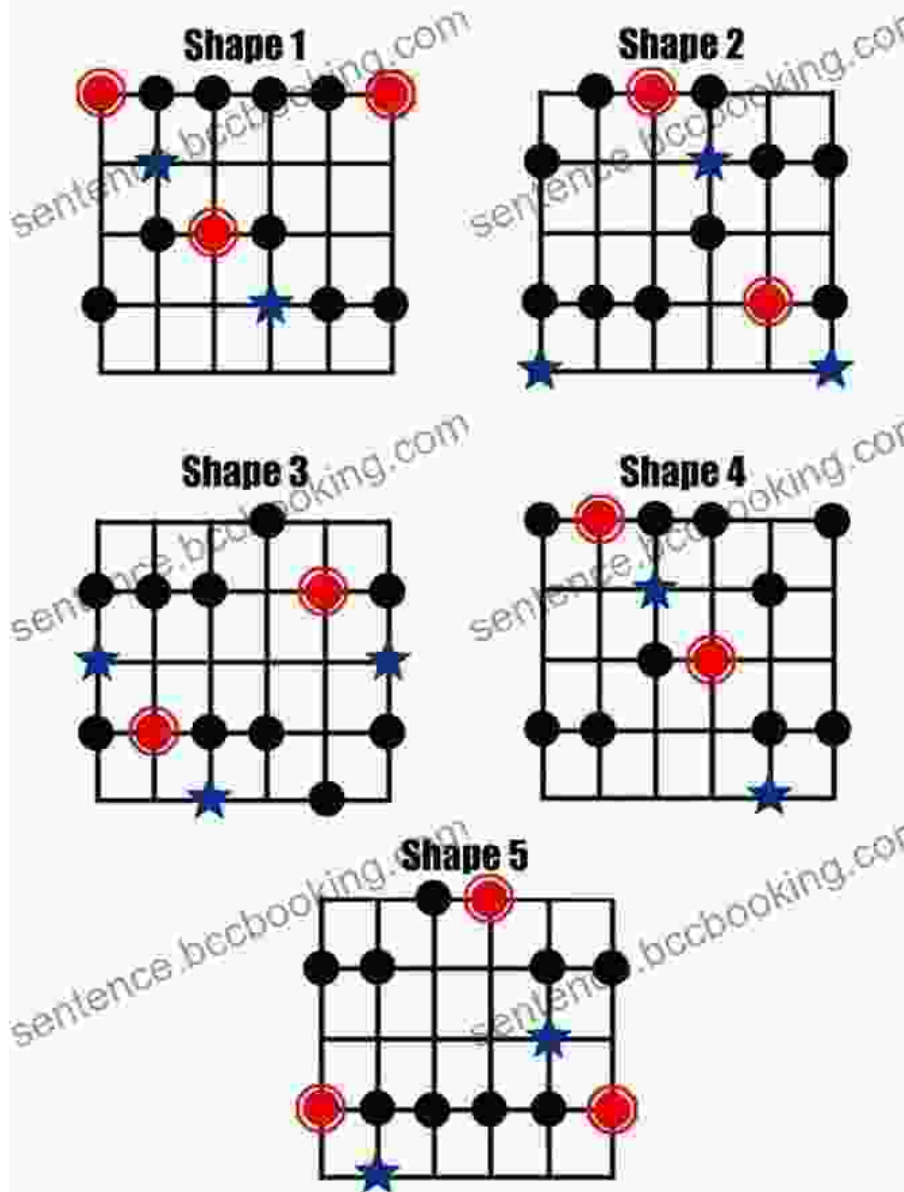
Lay the foundation for your guitar playing by delving into the basics. Explore the different parts of the guitar, learn how to hold it comfortably, and develop proper finger positioning. Understand the fretboard and string arrangement to navigate the guitar with ease.



Chapter 2: Scales for Every Occasion

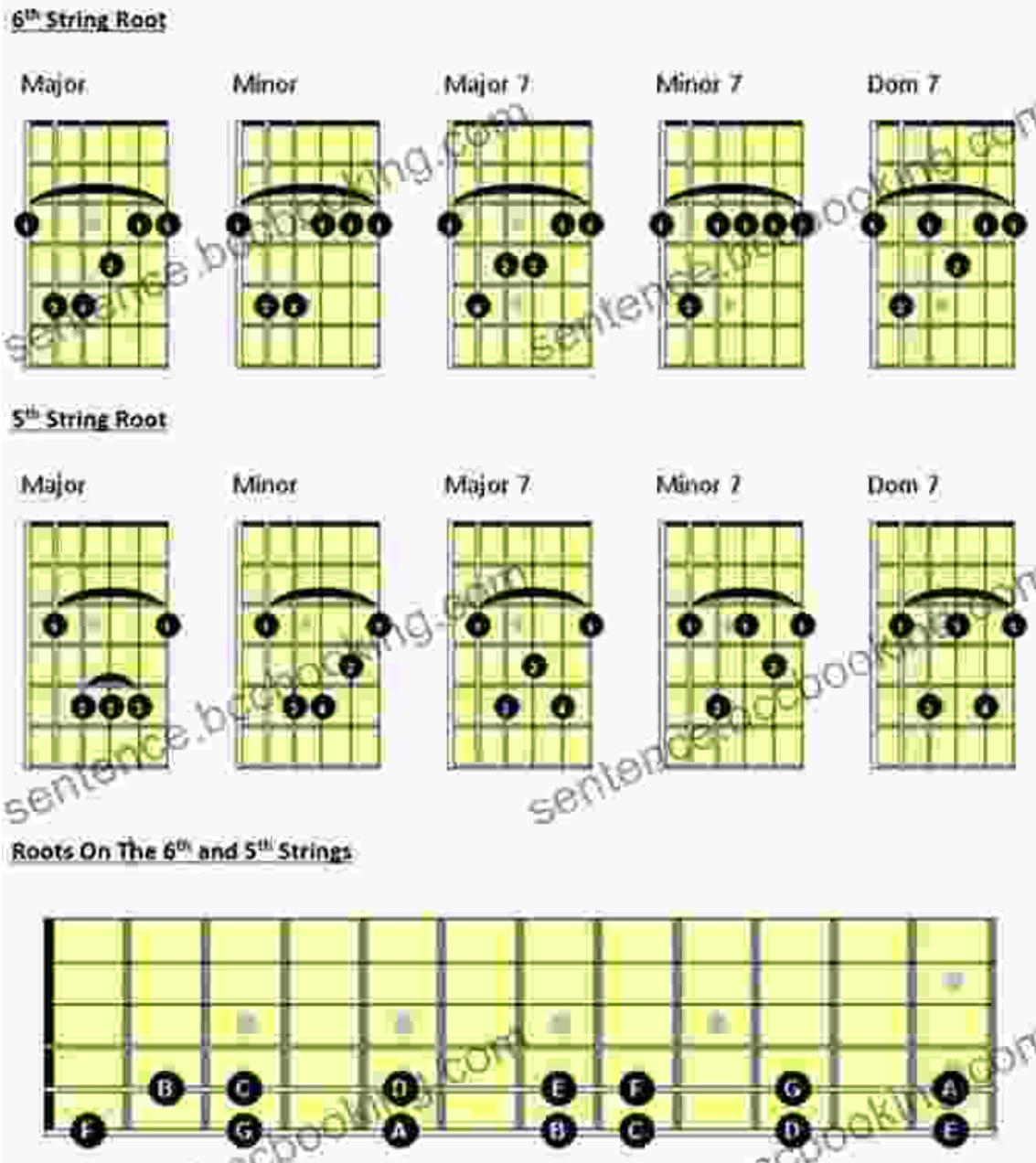
Scales are the building blocks of music, and this guide provides a thorough to the most common scales. From major and minor to pentatonic and blues scales, you'll learn how to play them in different positions across the fretboard. Practice these scales regularly to improve your dexterity and expand your musical vocabulary.

Blues Scale



Chapter 3: Essential Chords for Songwriting Success

Chords are the backbone of harmony, and this chapter covers all the essential chords you need to know. Learn how to form open and barre chords, as well as advanced chords like suspended and diminished chords. Experiment with different chord progressions to discover the power of chord combinations.



Chapter 4: Fingerpicking Mastery for Intricate Melodies

Add an enchanting touch to your playing with fingerpicking techniques. This chapter introduces basic fingerpicking patterns and exercises to develop your coordination and independence. Learn how to create arpeggios, rolls, and melodies that will captivate your audience.



Chapter 5: Strumming Patterns for Groovy Rhythms

Set the tempo and create infectious grooves with strumming patterns. Explore different strumming styles, from basic downstrokes to complex upstrokes and syncopated rhythms. Practice these patterns to develop a solid rhythm foundation and enhance your accompaniment skills.

1 ↓ ↑ ↓ ↑ ↓ ↑ ↓ ↑ | ↓ ↑ ↓ ↑ ↓ ↑ ↓ ↑
1 + 2 + 3 + 4 + | 1 + 2 + 3 + 4 +

2 ↓ ↑ ↓ ↑ ↓ ↑ ↓ ↑ | ↓ ↑ ↓ ↑ ↓ ↑ ↓ ↑
1 + 2 + 3 + 4 + | 1 + 2 + 3 + 4 +

3 ↓ ↑ ↓ ↑ ↓ ↑ ↓ ↑ | ↓ ↑ ↓ ↑ ↓ ↑ ↓ ↑
1 + 2 + 3 + 4 + | 1 + 2 + 3 + 4 +

4 ↓ ↑ ↓ ↑ ↓ ↑ ↓ ↑ | ↓ ↑ ↓ ↑ ↓ ↑ ↓ ↑
1 + 2 + 3 + 4 + | 1 + 2 + 3 + 4 +

5 ↓ ↑ ↓ ↑ ↓ ↑ ↓ ↑ | ↓ ↑ ↓ ↑ ↓ ↑ ↓ ↑
1 + 2 + 3 + 4 + | 1 + 2 + 3 + 4 +

6 ↓ ↑ ↓ ↑ ↓ ↑ ↓ ↑ | ↓ ↑ ↓ ↑ ↓ ↑ ↓ ↑
1 + 2 + 3 + 4 + | 1 + 2 + 3 + 4 +

7 B ↓ ↑ ↓ ↑ B ↓ ↑ ↓ ↑ | B ↓ ↑ ↓ ↑ B ↓ ↑ ↓ ↑
1 + 2 + 3 + 4 + | 1 + 2 + 3 + 4 +

8 B ↓ ↑ ↓ ↑ ↓ ↑ ↓ ↑ | B ↓ ↑ ↓ ↑ ↓ ↑ ↓ ↑
1 + 2 + 3 + 4 + | 1 + 2 + 3 + 4 +

9 B ↓ ↑ B ↓ ↑ ↓ ↑ ↓ ↑ | B ↓ ↑ B ↓ ↑ ↓ ↑ ↓ ↑
1 + 2 + 3 + 4 + | 1 + 2 + 3 + 4 +







↓ strum down B ↓ strum down bass note ↑ strum up ↑ skip these

www.paulelwood.com | 908 399 1116 | paul@paulelwood.com

Chapter 6: Printable Fingering Charts for Easy Practice

Access a collection of printable fingering charts at the end of each chapter for quick reference and convenient practice. These charts provide visual aids and step-by-step instructions to reinforce the concepts covered in the guide. Print them out and keep them handy for regular practice sessions.

Easy Flute Finger Guide

	C	● ○ ○ ○ ○ ○
	D	○ ● ● ● ● ●
	E	○ ● ● ● ● ●
	F	● ● ● ● ○ ○
	G	● ● ● ○ ○ ○
	A	● ○ ○ ● ○ ○

Unlock Your Musical Potential Today

"Basic Fingering Charts Easyway to Music" is more than just a book; it's your passport to a world of musical possibilities. With clear explanations, engaging exercises, and printable fingering charts, this guide will empower you to:

- Master guitar basics and develop solid technique
- Play scales and chords with confidence
- Create beautiful melodies through fingerpicking
- Set the rhythm with dynamic strumming patterns

- Accelerate your learning journey with easy-to-follow fingering charts

Whether you're a classroom student, self-learner, or experienced guitarist seeking to expand your skills, this guide is your ultimate companion. Free Download your copy of "Basic Fingering Charts Easyway to Music" today and unlock the limitless potential of your musical journey!

Bonus: Free Online Support

As a special bonus, Free Downloaders of "Basic Fingering Charts Easyway to Music" receive exclusive access to free online support materials. Join our online community, where you can connect with fellow guitarists, ask questions, and share your progress. Get personalized feedback from our team of expert instructors and stay motivated throughout your learning journey.

Free Download your copy now and take the first step towards becoming the guitarist you've always dreamed of!

Free Download Today: www.easywaytomusic.com



Basic Fingering Charts (EasyWay To Music Book 1)


by Joe Procopio

★★★★★ 5 out of 5

Language : English
File size : 1266 KB
Text-to-Speech : Enabled
Screen Reader : Supported
Enhanced typesetting : Enabled
Print length : 15 pages
Lending : Enabled


FREE

DOWNLOAD E-BOOK



Discover the World of Satisfying Meals with Or Ingredients: A Culinary Oasis for Health and Flavor

In a world where culinary creations often rely on a plethora of exotic ingredients and complex techniques, the concept of "or" ingredients presents a refreshing and...



Journey into the Extraordinary Life of Kublai Khan: An Epic Saga of Conquest and Empire

Immerse Yourself in the Fascinating World of the Great Khan Prepare to be transported to a time of towering ambition, unprecedented conquest, and cultural...